



US00D478493S

(12) **United States Design Patent** (10) **Patent No.:** **US D478,493 S**
Martone et al. (45) **Date of Patent:** **** Aug. 19, 2003**

(54) **UTILITY KNIFE**

(75) Inventors: **Joseph A. Martone**, Bristol, CT (US);
Gary E. Van Deursen, Avon, CT (US);
John Howard, Woodbury, CT (US);
Craig Roberts, Sheffield (GB)

(73) Assignee: **The Stanley Works**, New Britain, CT (US)

(**) Term: **14 Years**

(21) Appl. No.: **29/165,691**

(22) Filed: **Aug. 16, 2002**

(51) **LOC (7) Cl.** **08-03**

(52) **U.S. Cl.** **D8/99**

(58) **Field of Search** D8/98, 99, 100,
D8/105, 107, 162, 155, 157, 158, 159,
160, 335, 320, 329, 337

(56) **References Cited**

U.S. PATENT DOCUMENTS

D319,378 S	*	8/1991	Wilcox	D8/99
5,093,994 A	*	3/1992	Karas	30/125
D348,383 S	*	7/1994	Perkins	D8/99
D395,219 S	*	6/1998	Ghavami	D8/99
D400,774 S	*	11/1998	Ghavami	D8/99
5,906,049 A	*	5/1999	Butts	30/125
5,924,203 A	*	7/1999	Huang	30/142

5,960,544 A	*	10/1999	Beyers	30/125
6,148,522 A	*	11/2000	Dobandi	30/162
D435,418 S	*	12/2000	Beyers	D8/99
D437,767 S		2/2001	Van Deursen	D8/99

* cited by examiner

Primary Examiner—Philip S. Hyder

(74) *Attorney, Agent, or Firm*—Pillsbury Winthrop LLP

(57) **CLAIM**

The ornamental design for a utility knife, as shown and described.

DESCRIPTION

FIG. 1 is a perspective view of a utility knife according to the present invention;

FIG. 2 is a side elevational view thereof;

FIG. 3 is an opposite side elevational view thereof;

FIG. 4 is a top plan view thereof;

FIG. 5 is a bottom plan view thereof;

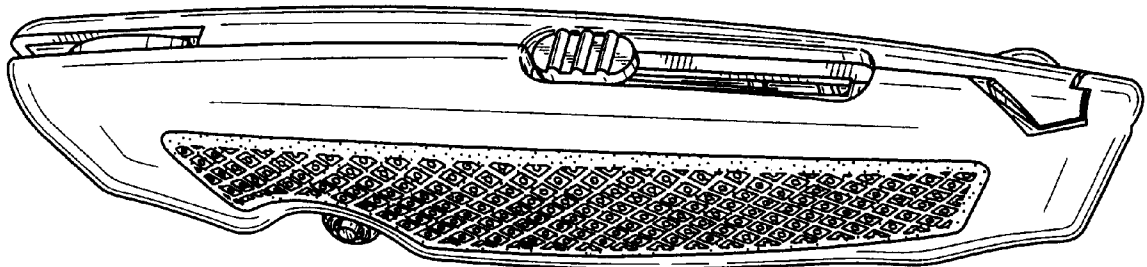
FIG. 6 is an end elevational view thereof;

FIG. 7 is an opposite end elevational view thereof;

FIG. 8 is a side elevational view thereof showing a first blade in an extended position from one end of the utility knife handle; and,

FIG. 9 is a side elevational view thereof showing a second blade in an extended position from the opposite end of the utility knife handle.

1 Claim, 3 Drawing Sheets



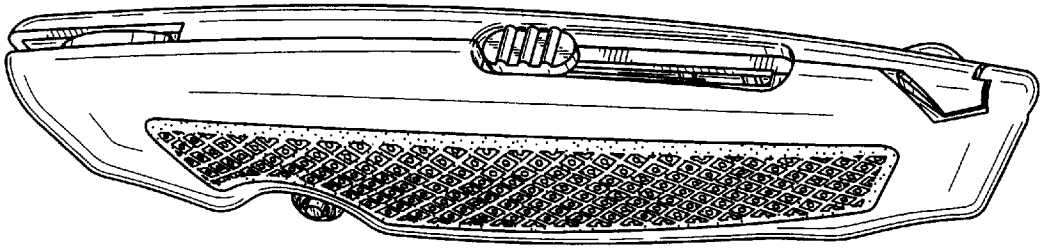


FIG. 1

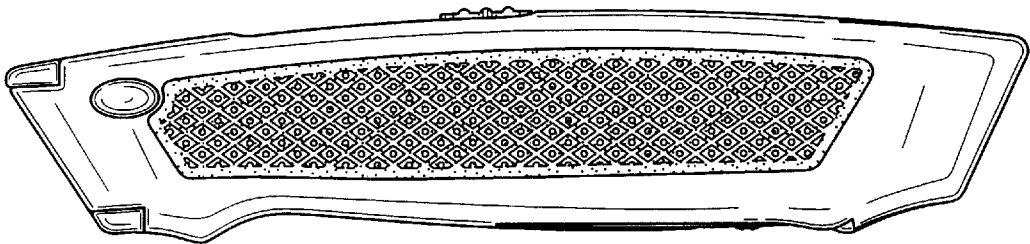


FIG. 2

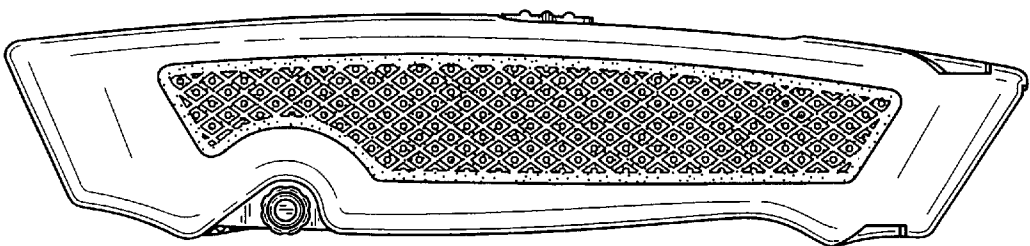


FIG. 3

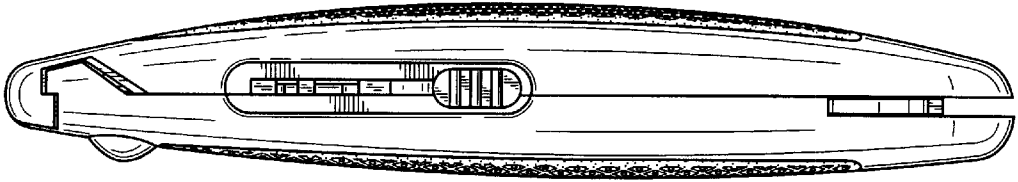


FIG. 4

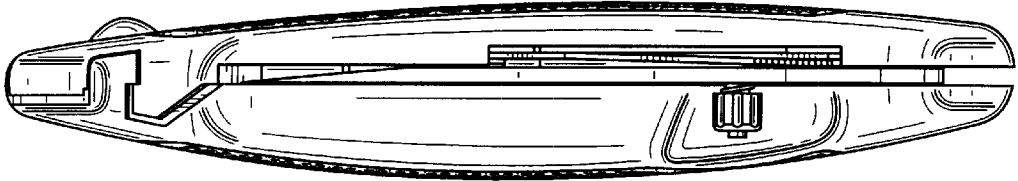


FIG. 5

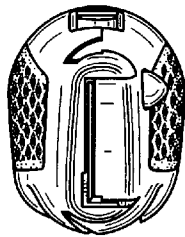


FIG. 6

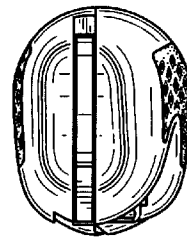


FIG. 7

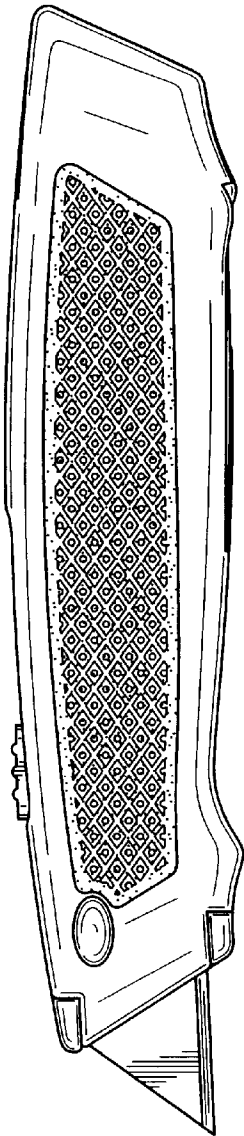


FIG. 8

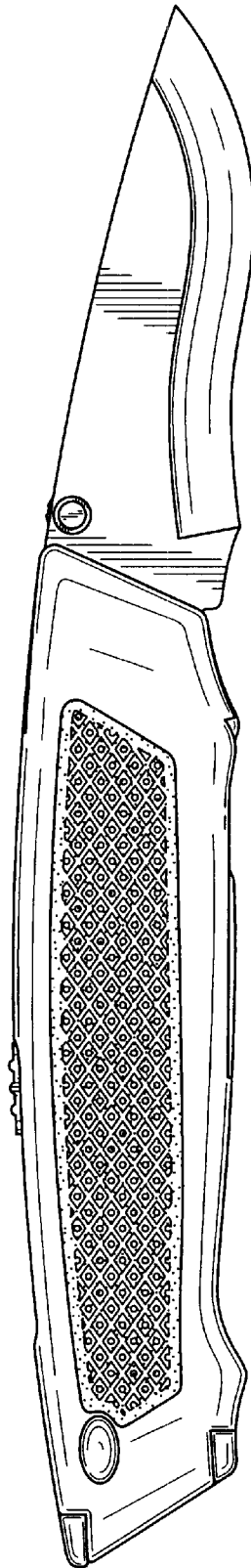


FIG. 9