



US00D420270S

**United States Patent** [19]  
**Martone**

[11] **Patent Number: Des. 420,270**  
[45] **Date of Patent: \*\* Feb. 8, 2000**

- [54] **UTILITY KNIFE**
- [75] Inventor: **Joseph R. Martone**, Bristol, Conn.
- [73] Assignee: **The Stanley Works**, New Britain, Conn.
- [\*\*] Term: **14 Years**
- [21] Appl. No.: **29/102,264**
- [22] Filed: **Mar. 19, 1999**
- [51] **LOC (7) Cl.** ..... **08-03**
- [52] **U.S. Cl.** ..... **D8/99**
- [58] **Field of Search** ..... D8/98, 99, 107;  
30/162, 320, 329, 335, 337

- D. 352,881 11/1994 Schmidt ..... D8/99
- D. 395,219 6/1998 Ghavami ..... D8/99
- D. 400,774 11/1998 Ghavami ..... D8/99
- 5,121,544 6/1992 Gilbert ..... 30/162

*Primary Examiner*—Philip S. Hyder  
*Attorney, Agent, or Firm*—Pillsbury Madison & Sutro LLP

[57] **CLAIM**

The ornamental design for a utility knife, as shown and described.

**DESCRIPTION**

FIG. 1 is a perspective view of a utility knife showing our new design, looking downwardly at the top and left side thereof;

FIG. 2 is a right side elevational view thereof;

FIG. 3 is a left side elevational view thereof;

FIG. 4 is a bottom plan view thereof;

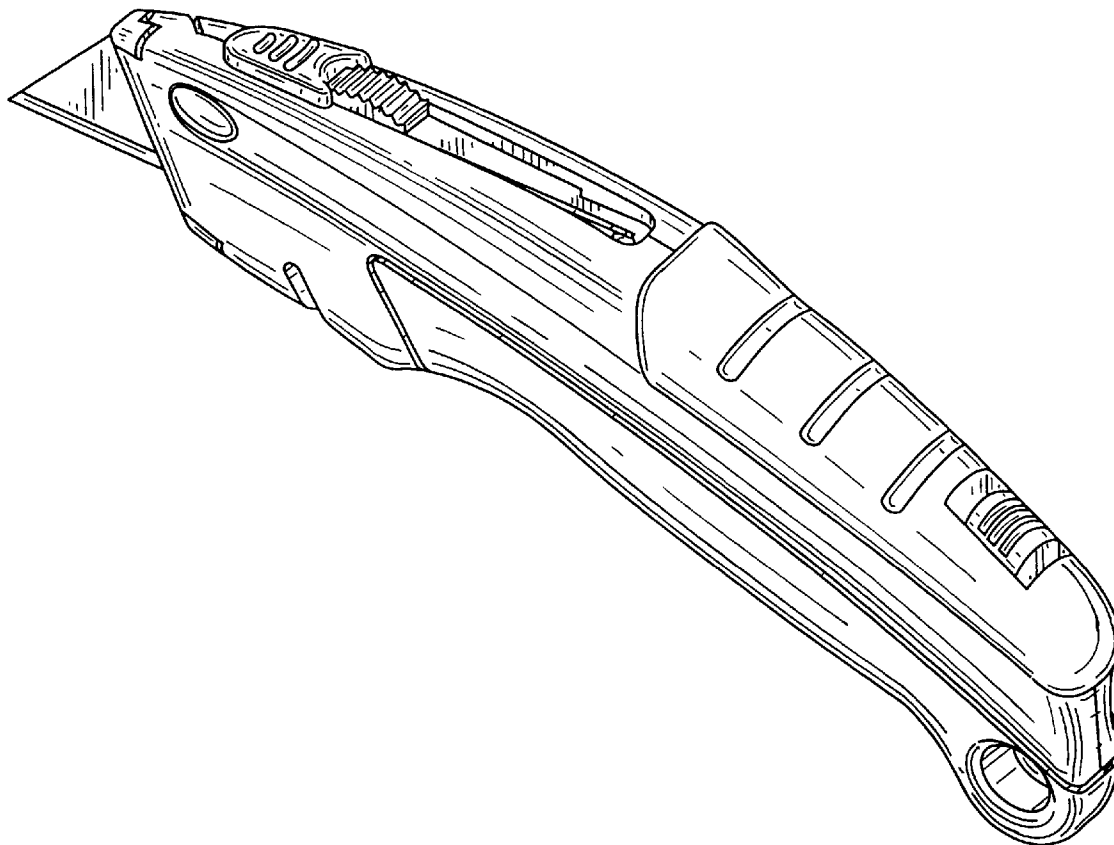
FIG. 5 is a top plan view thereof;

FIG. 6 is a front elevational view thereof; and,

FIG. 7 is a rear elevational view thereof.

**1 Claim, 4 Drawing Sheets**

- [56] **References Cited**
- U.S. PATENT DOCUMENTS**
- D. 293,202 12/1987 West et al. .... D8/99
- D. 319,378 8/1991 Wilcox ..... D8/99
- D. 336,029 6/1993 Ragland et al. .... D8/99
- D. 348,383 7/1994 Perkins ..... D8/99
- D. 349,227 8/1994 Ragland et al. .... D8/99



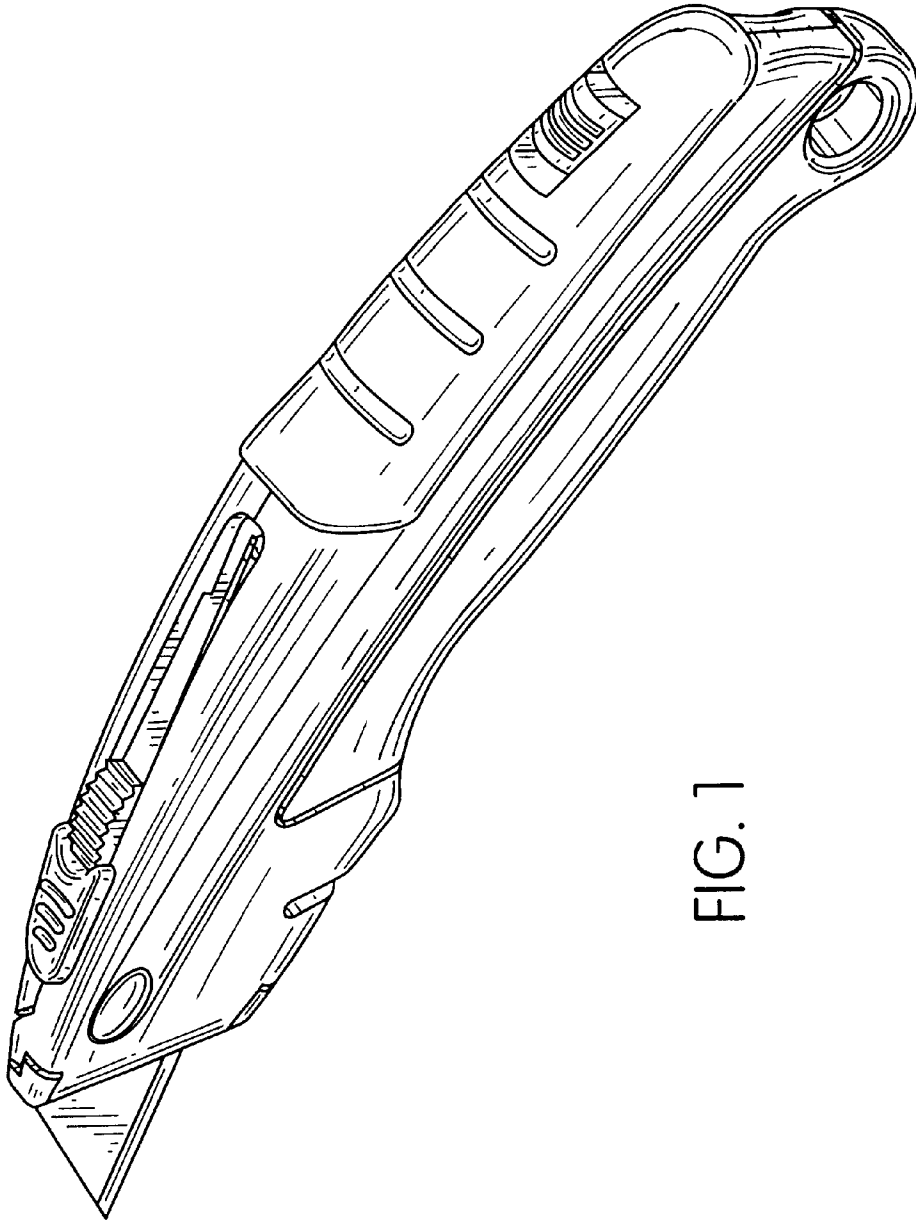


FIG. 1

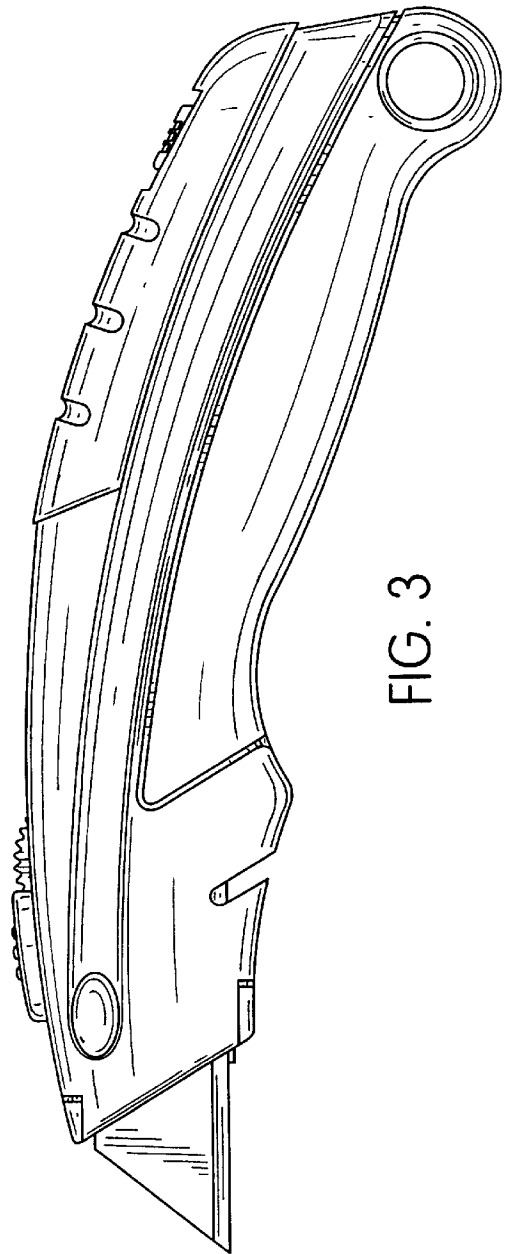
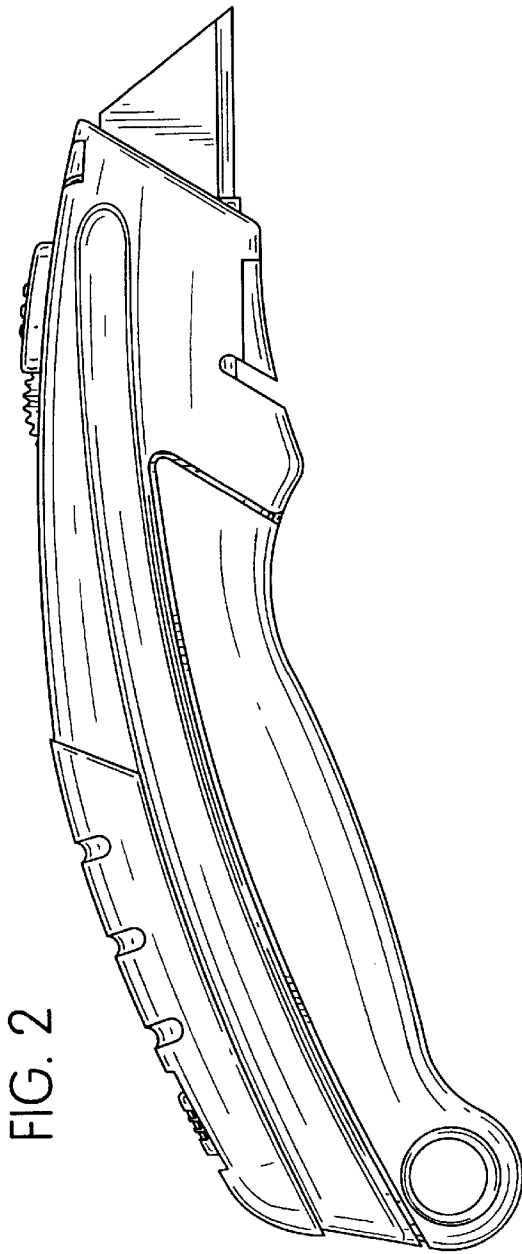


FIG. 3

FIG. 2

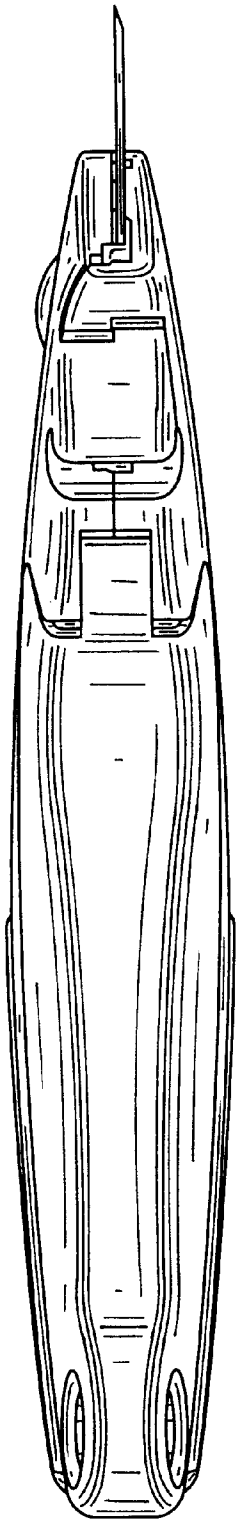


FIG. 4

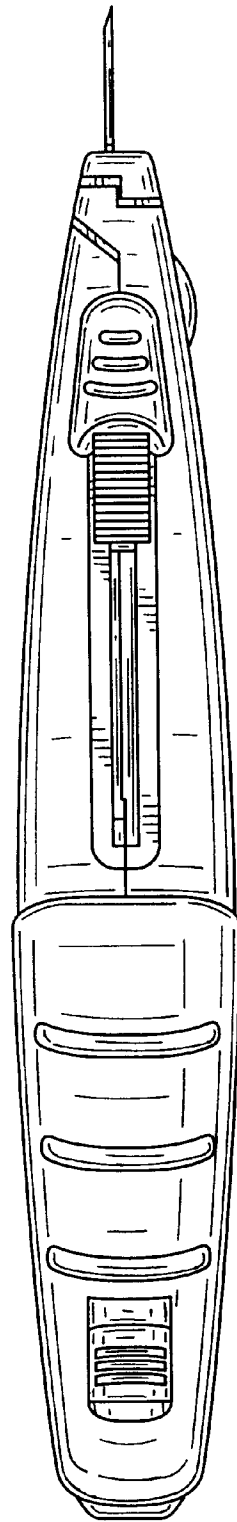


FIG. 5

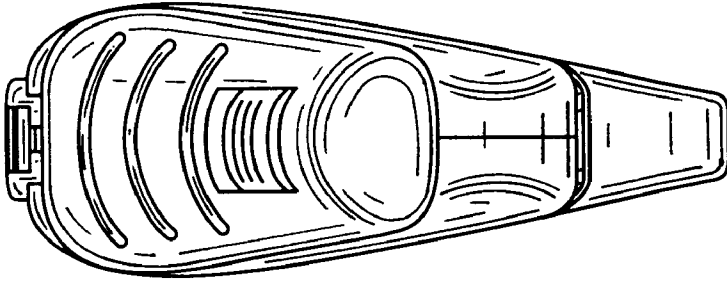


FIG. 7

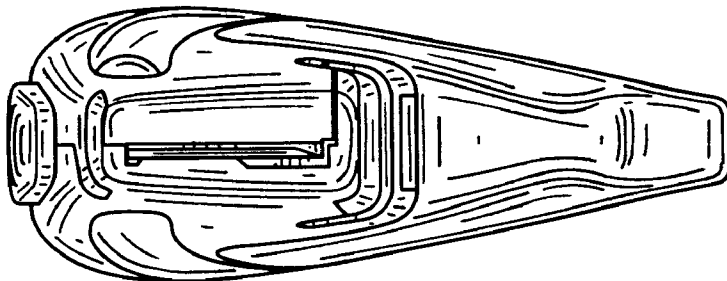


FIG. 6