



(12) **United States Design Patent**  
**Martone et al.**

(10) **Patent No.:** **US D562,101 S**  
(45) **Date of Patent:** **\*\* \*Feb. 19, 2008**

- (54) **DEMOLITION TOOL**
- (75) Inventors: **Joseph Martone**, Bristol, CT (US);  
**Eric Ranieri**, Besancon (FR)
- (73) Assignee: **The Stanley Works**, New Britain, CT (US)
- (\*\*) Term: **14 Years**
- (21) Appl. No.: **29/257,020**
- (22) Filed: **Mar. 29, 2006**

2,896,910 A	7/1959	Cooper et al. ....	254/131
2,937,004 A	5/1960	Striani .....	254/131
3,134,574 A	5/1964	Reuterfors .....	254/25
D226,162 S *	1/1973	Ziaylek .....	D8/81
3,760,656 A	9/1973	Veach .....	81/3
4,028,757 A	6/1977	Young .....	7/8.1 R
4,039,140 A	8/1977	Pulliam .....	254/25
4,408,505 A	10/1983	Cook .....	81/98
D271,275 S *	11/1983	Richilano .....	D8/26
D274,032 S	5/1984	Lai .....	D8/55
4,476,596 A	10/1984	Fortune .....	7/138

(Continued)

**FOREIGN PATENT DOCUMENTS**

CA 2 296 048 7/2001

(Continued)

**OTHER PUBLICATIONS**

Printout of Stanley FUBAR Demolition Tool From Gizmodo.com, Sep. 5, 2006.\*

*Primary Examiner*—Philip S. Hyder  
(74) *Attorney, Agent, or Firm*—Pillsbury Winthrop Shaw Pittman LLP

(57) **CLAIM**

The ornamental design for a demolition tool, as shown and described.

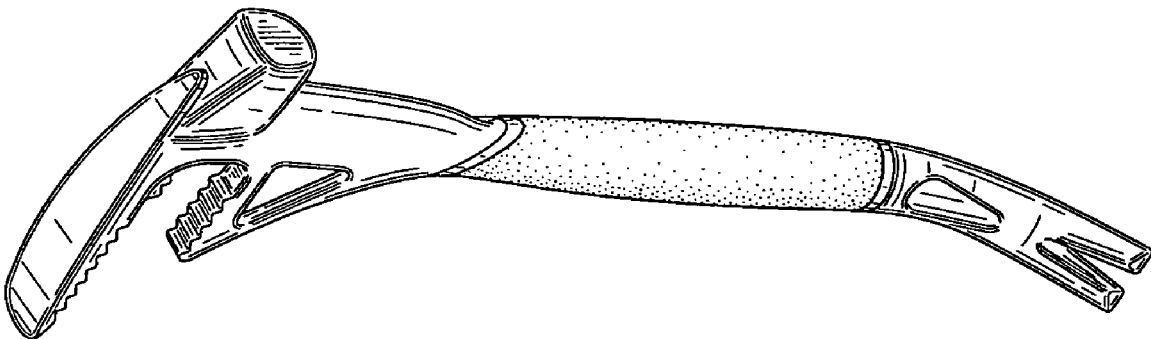
**DESCRIPTION**

FIG. 1 is a perspective illustration, from the front and left side, of a demolition tool according to our design;  
 FIG. 2 is a side elevational view thereof from the left side;  
 FIG. 3 is a top plan view thereof;  
 FIG. 4 is a front elevational view thereof;  
 FIG. 5 is a side elevational view thereof from the right side;  
 FIG. 6 is a bottom plan view thereof; and,  
 FIG. 7 is a back elevational view thereof.

**1 Claim, 7 Drawing Sheets**

(56) **References Cited**  
**U.S. PATENT DOCUMENTS**

37,920 A	3/1863	Penny	
89,013 A	4/1869	Blake	
439,336 A	10/1890	Zitlow	
486,300 A	11/1892	Scheid	
513,271 A	1/1894	Matthews	
563,848 A	7/1896	Dunham	
743,823 A	11/1903	Bryar	
845,975 A	3/1907	Patterson	
868,733 A	10/1907	Walker	
884,229 A	4/1908	Sparks	
914,199 A	3/1909	Stiren	
935,459 A	9/1909	Carr	
1,114,837 A	10/1914	Wilson	
1,465,009 A	8/1923	Wasseth	
1,469,472 A	10/1923	Bangert	
1,472,517 A	10/1923	Fry	
1,514,060 A	11/1924	McCallum	
1,613,729 A	1/1927	Shearwood	
1,689,685 A	10/1928	Reeves	
1,763,353 A	6/1930	Heller	
2,239,719 A	4/1941	Jarrett .....	254/26
2,491,129 A	12/1949	Nieuwsma .....	254/26
D164,705 S	10/1951	Moses .....	D54/13



# US D562,101 S

Page 2

## U.S. PATENT DOCUMENTS

4,597,123	A	7/1986	Cobe, Jr.	7/138	6,220,124	B1	4/2001	Perkins	81/174
D291,402	S *	8/1987	Square	D8/75	D449,770	S	10/2001	Chen	D8/75
D300,111	S	3/1989	Square	D8/75	6,298,754	B1	10/2001	Brown	81/125.1
D318,211	S *	7/1991	D'Onofrio	D8/89	6,352,009	B1	3/2002	Gaidjiorgis	81/44
5,033,501	A	7/1991	Stehling	137/296	6,435,059	B1	8/2002	Martinez	81/20
5,044,033	A	9/1991	Fosberg	7/166	6,604,728	B1	8/2003	Boydon	254/25
D337,492	S	7/1993	Ryan et al.	D8/21	6,637,061	B1	10/2003	Spracklin et al.	7/138
5,282,287	A	2/1994	Aube	7/146	D496,244	S *	9/2004	Boydon	D8/75
D351,326	S *	10/1994	Schwengel	D8/88	D499,322	S *	12/2004	Hung	D8/81
D359,220	S *	6/1995	Vinar	D8/105	6,899,001	B1	5/2005	Sanders et al.	81/176.3
5,428,853	A	7/1995	Menke et al.	7/138	D507,167	S *	7/2005	Richardson	D8/81
D384,264	S	9/1997	Liou	D8/105	D525,506	S	7/2006	Downing, Jr.	D8/78
D388,303	S	12/1997	Berggren	D8/81	2004/0045411	A1	3/2004	Youngren et al.	81/20
D390,082	S	2/1998	Higgs	D8/81	2006/0075572	A1	4/2006	Young	7/138
5,768,956	A	6/1998	Coonrad	81/20					
5,845,354	A	12/1998	Long et al.	7/139					
5,850,650	A	12/1998	Karsnia	7/146					
5,896,607	A *	4/1999	Hagen	7/166					
D422,860	S *	4/2000	Vinar	D8/40					
6,186,475	B1	2/2001	Selepouchin	251/293					

## FOREIGN PATENT DOCUMENTS

DE	199 37 951	A1	3/2000
DE	20 2005 007 075	U1	4/2006
GB	276509		9/1926
GB	2 355 223	A	4/2001

\* cited by examiner

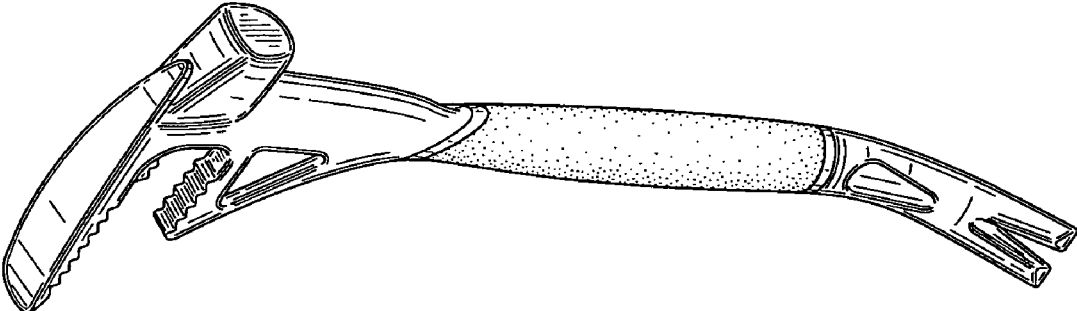


Figure 1

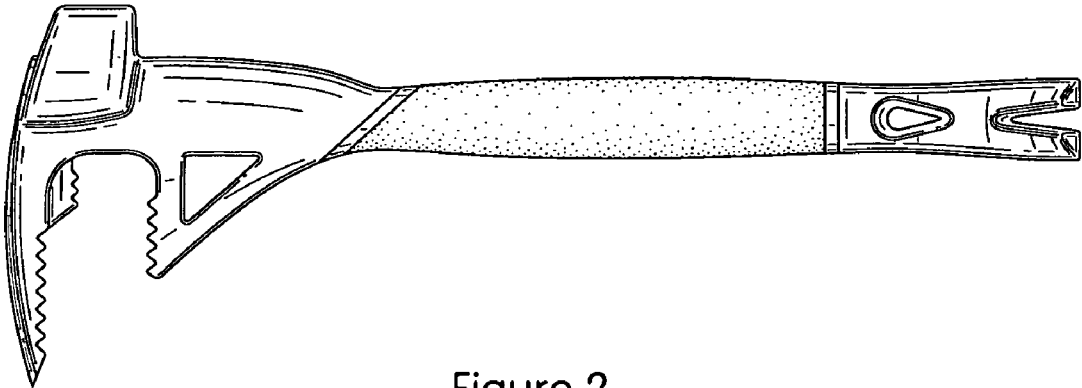


Figure 2

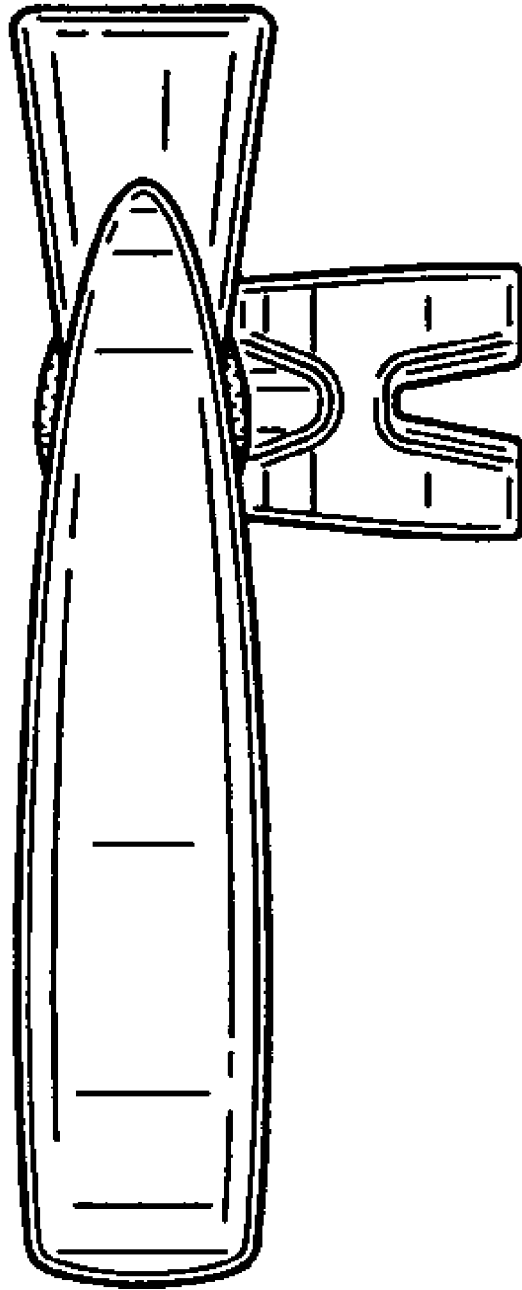


Figure 3

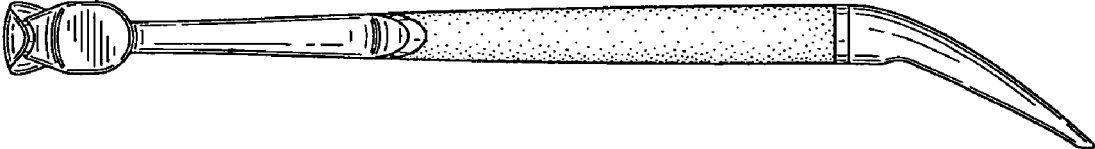


Figure 4

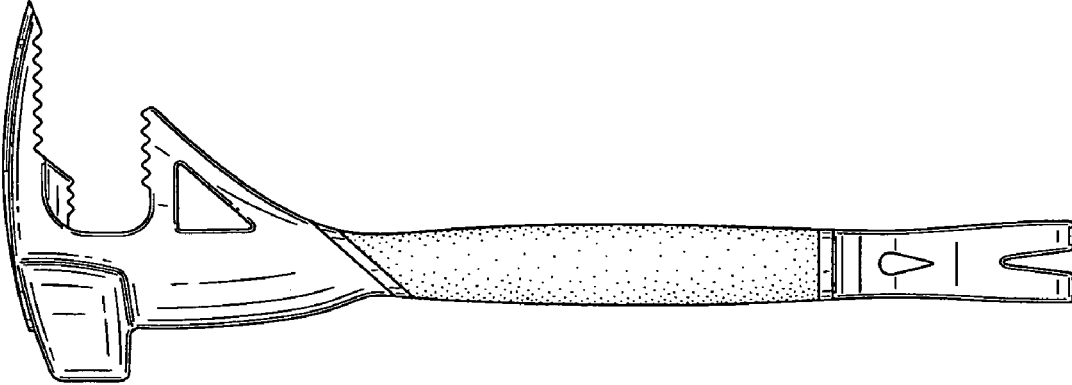


Figure 5

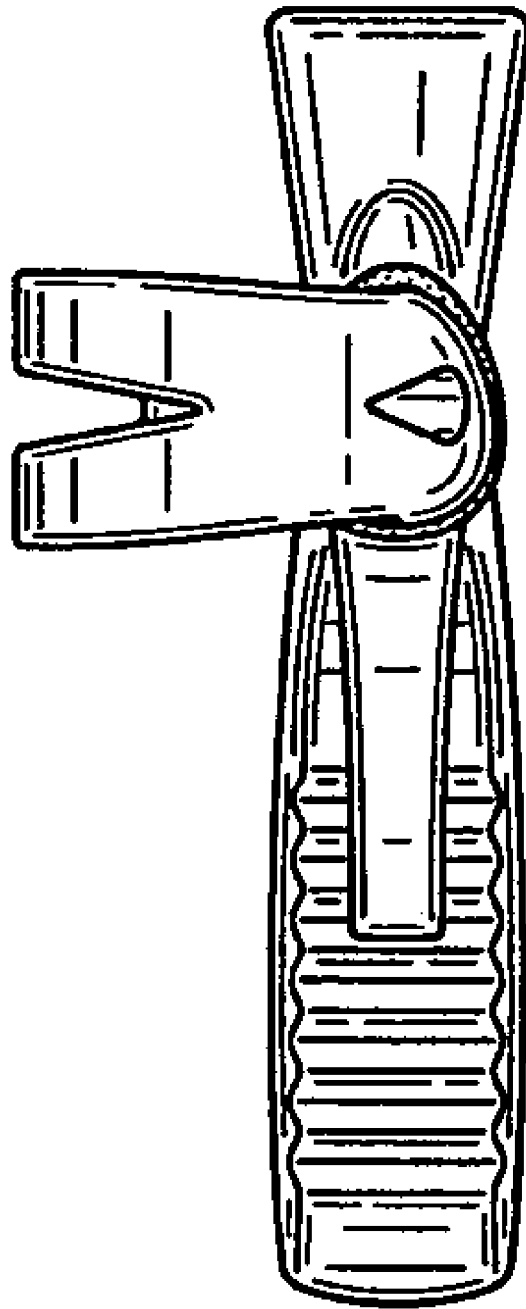


Figure 6



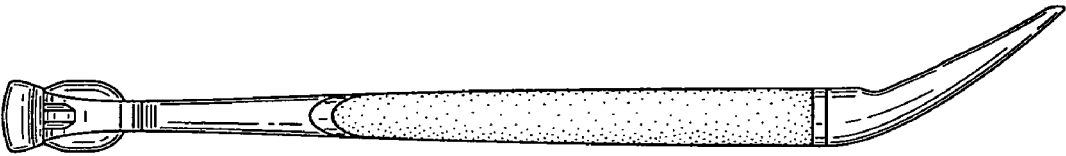


Figure 7