



US00D415007S

United States Patent [19]

[11] Patent Number: **Des. 415,007**

Jimenez et al.

[45] Date of Patent: **** Oct. 12, 1999**

[54] **TOOL HANDLE**

2,620,001	12/1952	Fratz et al.	81/177.1
3,844,012	10/1974	Sturtevant	81/177.1
4,416,166	11/1983	Jannard et al.	74/551.9
4,951,533	8/1990	Hillinger	81/177.1
5,359,911	11/1994	Kruesi	81/436

[75] Inventors: **Eduardo J. Jimenez**, Avon; **John D. Howard**, Woodbury; **John Staton**, **Joseph R. Martone**, both of Bristol, all of Conn.

Primary Examiner—Alan P. Douglas
Assistant Examiner—Reid Hecker
Attorney, Agent, or Firm—Pillsbury Madison & Sutro LLP

[73] Assignee: **The Stanley Works**, New Britain, Conn.

[57] CLAIM

[**] Term: **14 Years**

The ornamental design for a tool handle, as shown and described.

[21] Appl. No.: **29/092,233**

DESCRIPTION

[22] Filed: **Aug. 14, 1998**

[51] **LOC (6) Cl.** **08-04**

FIG. 1 is a perspective view of a tool handle showing our new design, looking down from the top onto the front side thereof;

[52] **U.S. Cl.** **D8/107**

FIG. 2 is a front elevational view, the rear elevational view and the right and left side elevational views being identical thereto;

[58] **Field of Search** D8/47, 83, 107, D8/DIG. 7; 81/177.1, 489; 16/110 R, 111 R, 114 R, 116 R, DIG. 12, DIG. 18

FIG. 3 is a top plan view thereof; and,

[56] References Cited

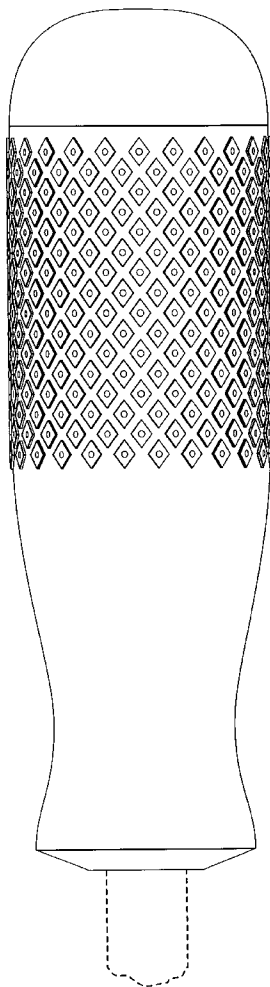
FIG. 4 is a bottom plan view thereof.

U.S. PATENT DOCUMENTS

The broken line showing of environment is for illustrative purposes only and forms no part of the claimed design.

1,257,799	2/1918	Brown	74/548
2,275,280	3/1942	Belden	16/116 R

1 Claim, 3 Drawing Sheets



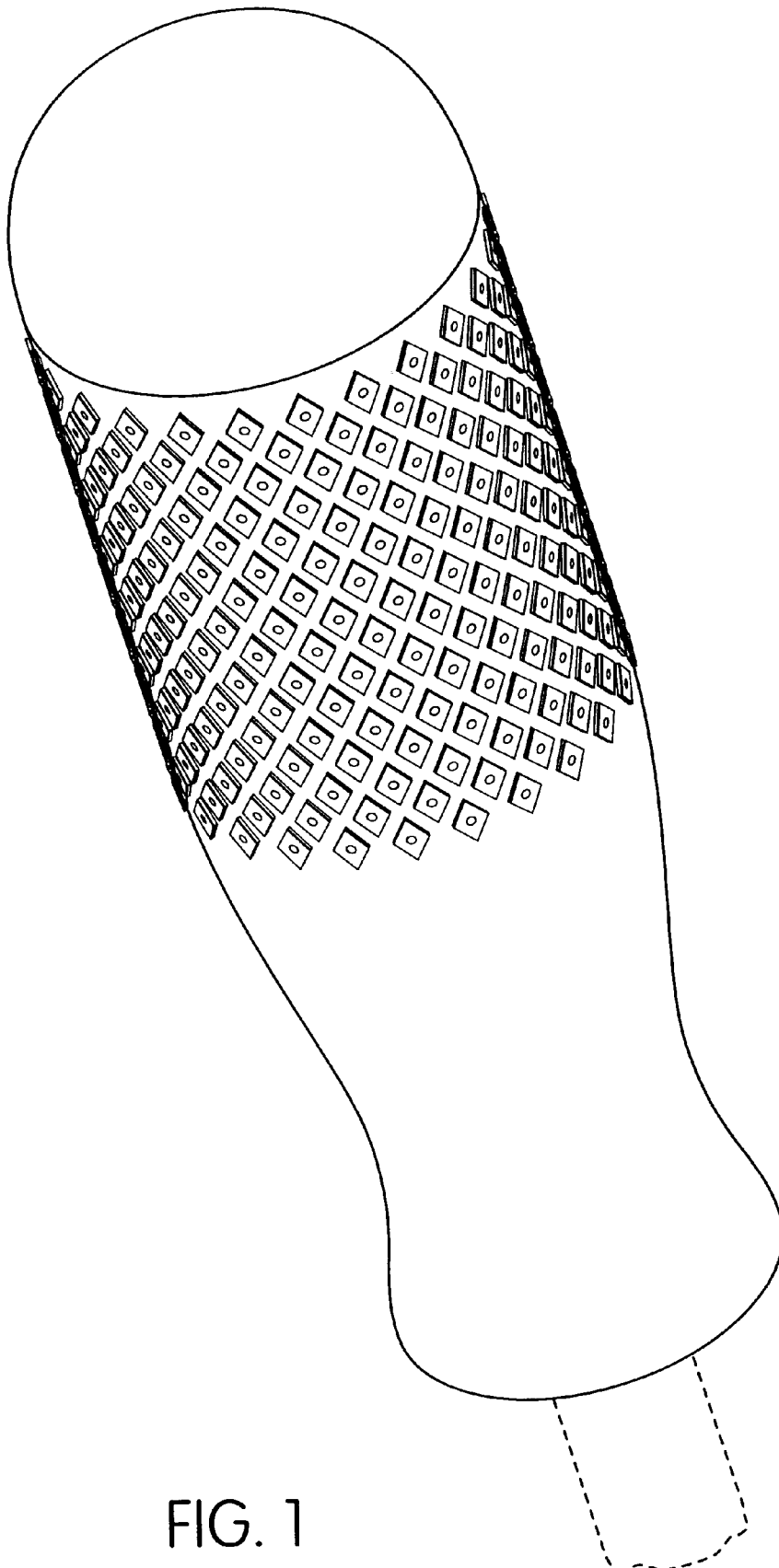


FIG. 1

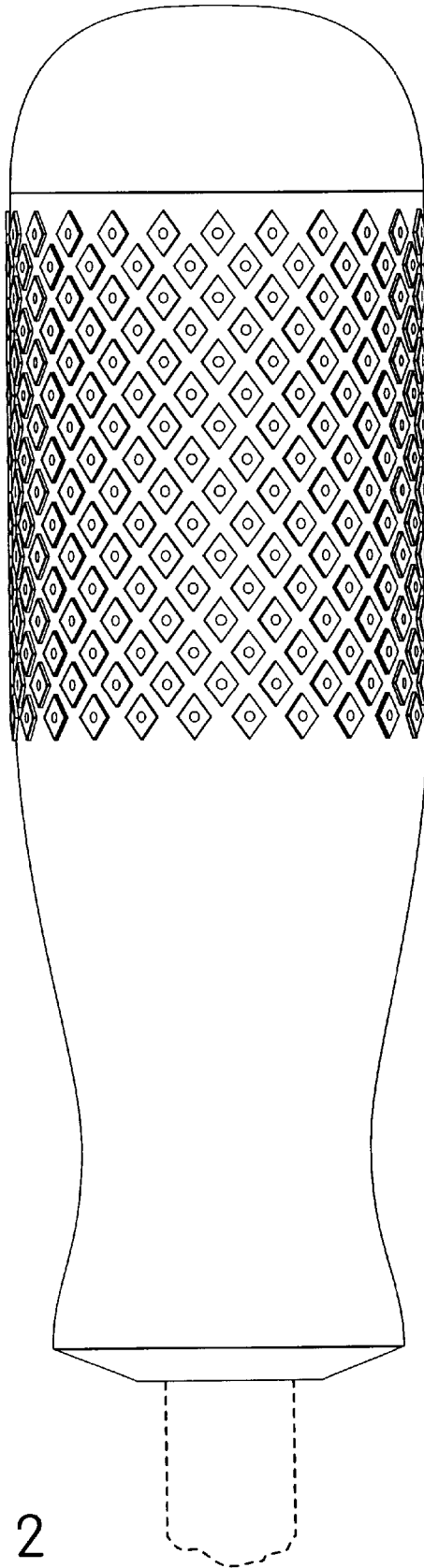


FIG. 2

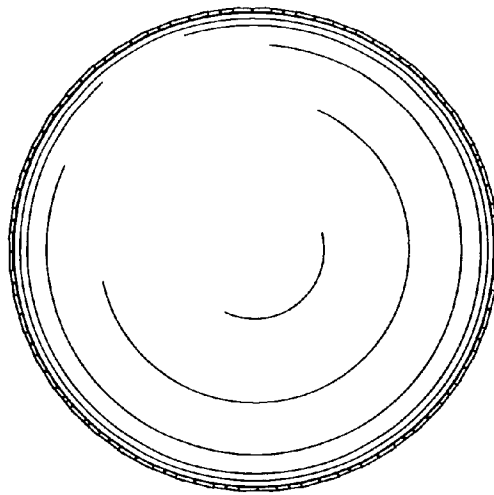


FIG. 3

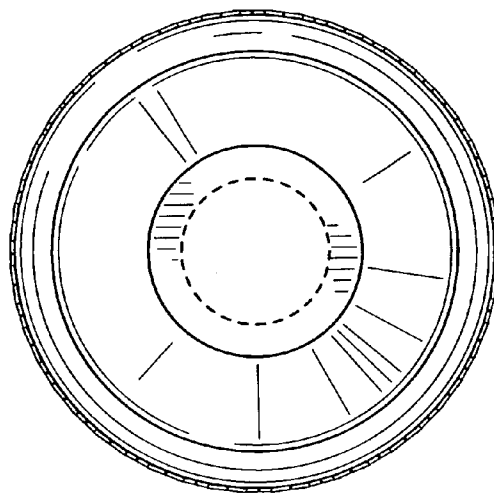


FIG. 4